

EMPLOYABILITY OF MOBILENETV2 FOR A RAPID AND EFFECTIVE DETECTION OF MASKS

Ram Khanna

ABSTRACT

The Corona Virus pandemic is creating a general health crisis. Wearing a mask is one of the most effective ways of combatting the disease. This paper presents the location of facial masks through relieving, assessing, forestalling, and getting ready activities concerning COVID-19. In this work, facial covering recognizable proof is accomplished utilizing the Machine Learning procedure. The Image Classification calculations are MobileNetV2 with significant changes that incorporate Label Binarizer, ImageNet, and Binary Cross-Entropy. The techniques engaged with building the model are gathering the information, pre-handling, picture age, model development, arrangement, lastly, testing. The proposed method can perceive individuals with and without covers. The preparation exactness of the proposed strategy is 98.5%, and the testing precision is almost all the way. This model is executed in a picture or video transfer to distinguish faces with covers.

I. INTRODUCTION

As of July 2020, the Coronavirus disease had tainted 214 nations in only a couple of months, bringing about almost five lakh passing and influencing virtually every area of life in essentially every edge of the world. School exercises, occupations, voyages, supply chains, and different activities are stopped or changed by decrease the pandemic's effect. The Coronavirus was first detailed in Wuhan, China, in December 2019. Dry hack, fever, and sleepiness are the most common manifestations of COVID-19. These signs and indications are typically unpretentious and created over the long haul. Certain individuals get contaminated however don't show images that are practically identical to COVID-19.

By following the WHO's recommendation, we would all be able to bring down our odds of contracting COVID-19. Hands ought to be washed and disinfected with a cleanser and a liquor-based sanitiser consistently. As per a few examinations, keeping a 1-meter boundary among oneself and anyone who has a cold or hack is advantageous. Try not to contact our eyes, mouth, and nose since contacting various surfaces can spread infections. At the point when you have the COVID-19 side effects or are focusing on somebody who has the Coronavirus, you should wear a veil.

What's more, should utilize just a dispensable facial covering.

This paper utilized a Machine Learning calculation to perceive facial coverings using photograph characterization approaches like MobileNetV2. MobileNetV2 is a Convolution Neural Networks technique with great execution and is more effective. Mark Binarizer, ImageNet, and Binary Cross-Entropy are some unique picture grouping draws near. We can distinguish individuals with and without veils utilizing these strategies. CNN can dole out qualities to various articles in a picture and recognize them using a given worth, input picture [8][9].

In segment II, we tended to our perspectives on different bits of writing on Face veil acknowledgment. An image order approach dependent on MobileNetV2 CNN is additionally proposed. We put elective arrangement calculations under a magnifying glass in segment III and investigated the outcomes in area IV.

II. APPROACHES

The primary motivation behind this proposed model is to recognize the veil, which is fundamental for this current pandemic circumstance. It initially begins with gathering the information from different individuals with or without veil pictures, and the prepared model can separate between individuals with or without a

cover. The proposed strategy utilizes 1915 pictures with covers and 1918 pictures without veils. At each initial step, introduce the Batch Size, Epochs and LR. The following methodology marks the information into

two gatherings without a cover and a veil Fig. 2 and 1. The interaction proceeds with changing the picture over to a cluster and Label Binarizer to encode the marks.




Fig 1: Person faces with mask




Fig 2: without mask

The pre-preparing is staged alongside train-test parting. These four stages included are Converting Image to Array, Resize the Data, Label Binarizer, Image Data Generator. Picture scaling is a key pre-handling step in object acknowledgement because of the viability of learning calculations. The model will score higher if the picture is lower in size. In this investigation, scaling the image brings about the concept are separated into 224*224 pixels. The accompanying advance is to change over each of the photos in the dataset into a cluster. The idea is transformed into an exhibit with the goal that the recurrent capacity might call it. Then, at that point, we will use the picture as pre-measure information utilizing MobileNetV2.

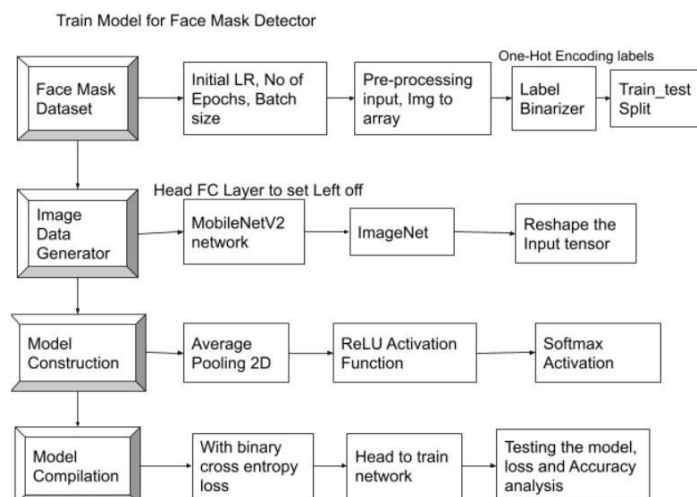


Fig 3: Train model block diagram

The last development in this stage is to execute Label Binarizer, albeit many Machine Learning calculations can't work quickly on information naming. They request that all approaching and active boundaries, including this strategy, be numeric. The labelled information will be changed over into a numeric name with the goal that the program can grasp and dissect it.

Following the pre-handling step, the information is set into two sizes: preparing the report (80%) and testing data (the excess 20%). Each example incorporates either with or without veil pictures.

MobileNetV2: This technique is more viable for division and article identification, and it is a very much planned design in the Convolutional Neural Network. Versatile Net is a class of CNN that Google transparently assembled. Consequently, this offers us a decent spot to start preparing our unbelievably conservative and fast classifiers [11].

Mark Binarizer: The change strategy in the Label Binarizer simplifies this activity. Regarding forecast, coordinating with the model gives the most significant level of execution by relegating the class. The converse change strategy in Label Binarizer simplifies this. Should encode negative marks with this worth [13].

ReLU Activation: For short, ReLU is a piece-wise straight change that yields the info straightforwardly in case it is positive; else, it produces zero. It turned into the standard actuation work for long time Network models since it will carry out and ordinarily brings about excellent. A corrected straight actuation unit, or ReLU for short, is a group or part that plays out the enactment work. Settled organizations are networks that utilize the rectifier work for their secret neurons. Acknowledgement of ReLU is promptly viewed as one of a handful of the turning points in the Deep Learning renaissance, close by approaches that today consider the straightforward development of unimaginably Deep Learning strategies. The capacities associated with the ReLU enactment work are Computational Simplicity, Linear Behavior, Representational Sparsity, and Train Deep Networks [15][16].

Algorithm 1: Proposed Model using CNN with MobileNetV2 with Major Changes

```

Input: RMFD Kaggle Dataset
Output: Recognition of Mask in Video stream
Initialization:
Labels and data
for category in Dataset:
    Path of the dataset
    for image in path:
        Read Image
        Convert 224*224
        Image to Array
        Preprocess the image
    End
train_test_split(data, labels, test_size=0.20, stratify=labels,
random_state=42)
Data Augmentation
MOBILENETV2 Network
Model Building
Compiling Model
Training the network
model.predict(testX, batch_size=BS), np.argmax(pred_idxs, axis=1)
Classification report
Plotting the Loss, Accuracy, val_accuracy, and val_loss
    
```

Fig 4. Training Model Pseudocode

The testing system is as follows: the proposed model's execution in reality video transfer is portrayed in Fig. 5. At each initial step, stacking the facial covering classifier from the model. Applying the model in different approaches, like in pictures and videos. We can anticipate the precision of the individual with or without a veil in the casing. The utilization of this model gives exact outcomes with better execution contrasted with the past. The testing calculations are accessible in Fig. 6.

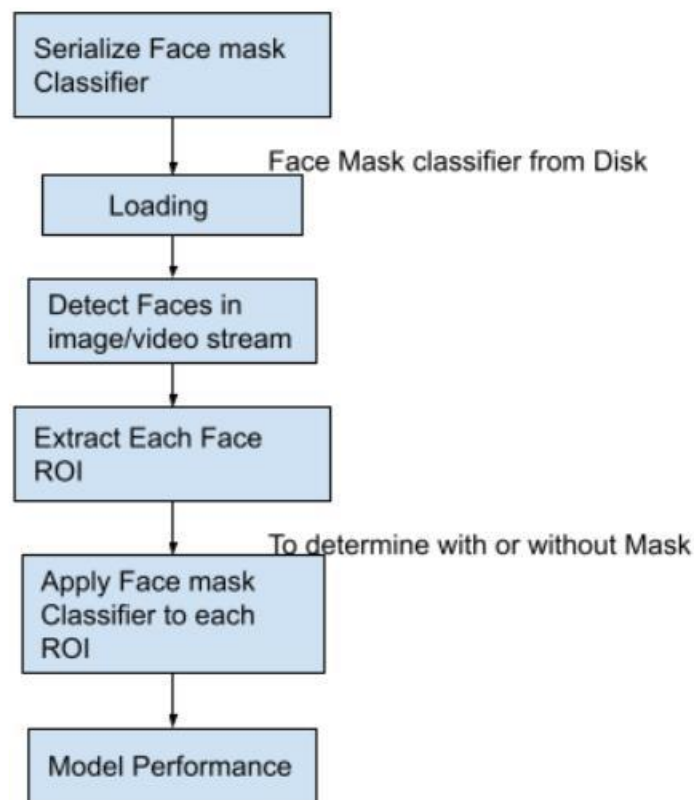


Figure 5. Testing Block Diagram

Algorithm 2: Detection of Mask in video Stream

```

Function Detect and Predict mask
  Dimension of frame and Construct a bod
  Initialize faces,locations, and Prediction
  for i=0 to detection shape:
    confidence = detections[0, 0, i, 2]
    Filter the weak portion
    If confidence greater 0.5:
      (startX, startY, endX, endY) = box.astype("int")
      Bounding box fall in dimensions of frame
      Face ROI, BGR to RGB, Resize 224*224
      faces.append(face)
      locs.append((startX, startY, endX, endY))
  End
  Detect at least on face
  While true: (Loop over the Frame from the video stream)
    Read, resize
    For box, pred in zip:
      Bounding box, prediction
      Color the portion
      Probability label
      Display the identification
  Press "q" to quit

```

Fig 6. Testing Pseudocode

III. RESULTS AND DISCUSSION

The demonstration and results are clarified as follows. Found the proposed model by utilizing MobileNetV2 with significant changes to perform well when the model is fit to be tried in reality. Our model gives the best outcomes when contrasted with the most recent models. This model uses Label Binarizer, ImageNet, Binary Cross-Entropy, ReLU initiation capacity, and some different procedures to work on the model exhibition. The grouping report is given for preparing and also for testing with the best performance.

In this proposed technique, we didn't simply assess the contained box of the photographs created. We additionally focused on isolating data turns around from pictures with differing backgrounds and points of view. We dealt with the blend of the Kaggle and RMFD datasets. The train and test split, 80% and 20%, utilized 10 ages with a cluster size of 64. The table shows the presentation of every period with the proposed model.

From the above table, we can notice the connection between train precision and misfortune for every age. If the age number is expanded, we will feel the ascent in accuracy and reduction in trouble. The viable outcomes were acquired when there is a misfortune ascend in precision gives better execution. The exactness was 81% in the principal age, yet as the age esteem expanded, the precision execution was 98.77% at the tenth age. Every one of the variants of every period is displayed in chart Fig. 7.

Epoch	Step-loss	Accuracy	Val-loss	Val-accuracy
1/10	0.4781	0.8175	0.2446	0.9544
2/10	0.2093	0.9587	0.1341	0.9713
3/10	0.1382	0.9707	0.0929	0.9778
4/10	0.1017	0.9770	0.0762	0.9817
5/10	0.0877	0.9780	0.0631	0.9857
6/10	0.0745	0.9830	0.0613	0.9804
7/10	0.0716	0.9810	0.0533	0.9883
8/10	0.0630	0.9823	0.0520	0.9857
9/10	0.0596	0.9823	0.0471	0.9883
10/10	0.0510	0.9877	0.0432	0.9896

Table 1. The Performance of Accuracy and Loss of the Iterations

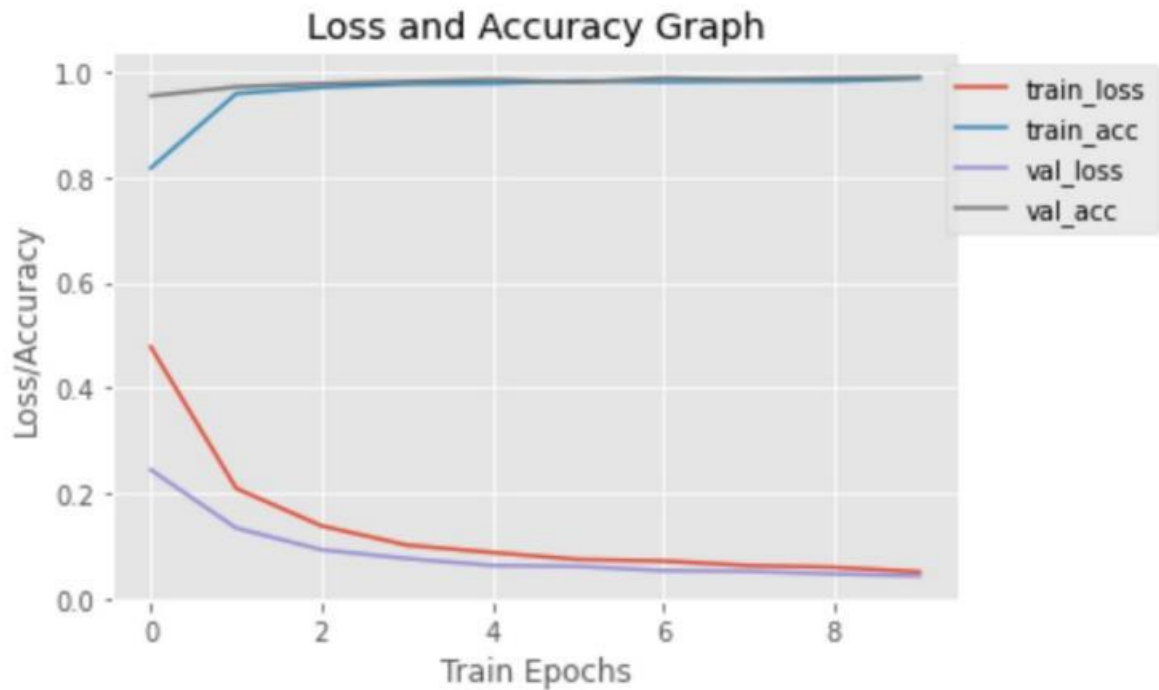


Fig 7. Train and Val Performance in Each Epoch

The preparation and testing execution of the model is portrayed as a grouping report in Fig. 8 and Fig. 9. The steady precision is addressed in the diagram, and it demonstrates that without the requirement for additional cycles to work on the exhibition of the models. Thus, as delineated, the following stage is to assess the model.

Train-loss	Train-accuracy	Test-loss	Test-accuracy
0.0417873	0.9849	0.0432341	0.9895
1		3	

Table 2. Training and Testing Performance

	precision	recall	f1-score	support
with_mask	0.978	0.993	0.985	1532
without_mask	0.993	0.977	0.985	1534
accuracy			0.985	3066
macro avg	0.985	0.985	0.985	3066
weighted avg	0.985	0.985	0.985	3066

Fig 8. Classification Report of Training Model Performance

	precision	recall	f1-score	support
with_mask	0.982	0.997	0.990	383
without_mask	0.997	0.982	0.990	384
accuracy			0.990	767
macro avg	0.990	0.990	0.990	767
weighted avg	0.990	0.990	0.990	767

Fig 9. Classification Report of Testing Performance

The model displayed in the image is the picture perused scene by scene, and afterwards, the facial acknowledgement innovation is utilized. On the off chance that a face is detected, the methodology continues to the following stage. Intellectual data preparation will be performed on distinguished edges containing faces, including decreasing the image size, changing to a cluster, and pre-processing input utilizing MobileNetV2.

The put-away calculation is then used to figure information input. Gauge the preparing input picture utilizing a previous model. Besides, will label the test picture with whether the individual is wearing a veil and the anticipated per cent. Fig. 10 and 11 portrays one strategy for setting the idea in motion.

IV. CONCLUSION

To summarize, we talked about the significance of distinguishing whether individuals are wearing covers by carrying out Machine Learning (ML) techniques like CNN's, MobileNetV2. We can anticipate how required Precautions ought to be taken in the future from the COVID-19 circumstance by utilizing these techniques. May develop this model additionally to decide if the cover is infection delicate and recognize its sort, for example, careful, N95, etc.

REFERENCES

- [1] Sanjaya, S. A., & Rakhmawan, S. A. (2020, October). Face Mask Detection Using MobileNetV2 in The Era of COVID-19 Pandemic. In 2020 International Conference on Data Analytics for Business and Industry: Way Towards a Sustainable Economy (ICDABI) (pp. 1-5). IEEE.
- [2] Shete, S., Tingre, K., Panchal, A., Tapse, V., & Vyas, B. (2021). Mask Detection and Tracing System.
- [3] Sandesara, A. G., Joshi, D. D., & Joshi, S. D. (2020). Facial Mask Detection Using Stacked CNN Model.

- [4] Guillermo, M., Pascua, A. R. A., Billones, R. K., Sybingco, E., Fillone, A., & Dadios, E. (2020). COVID-19 Risk Assessment through Multiple Face Mask Detection using MobileNetV2 DNN.
- [5] Jiang, M., Fan, X., & Yan, H. (2020). Retinamask: A face mask detector. arXiv preprint arXiv:2005.03950.
- [6] Balaji, S., Balamurugan, B., Kumar, T. A., Rajmohan, R., & Kumar, P. P. (2021). A brief Survey on AI Based Face Mask Detection System for Public Places. Irish Interdisciplinary Journal of Science & Research (IIJSR).
- [7] Haider, W., Bashir, H., Sharif, A., Sharif, I., & Wahab, A. (2014). A survey on face detection and recognition approaches. Research Journal of Recent Sciences ISSN, 2277, 2502.
- [8] S. Ren, K. He, R. Girshick, and J. Sun, "Faster r-cnn: Towards real-time object detection with region proposal networks," in Advances in neural information processing systems, 2015, pp. 91–99.
- [9] Rosebrock, A., 2020. COVID-19: Face Mask Detector With Opencv, Keras/Tensorflow, And Deep Learning - Pyimagesearch. [online] PyImageSearch. Available at: <https://www.pyimagesearch.com/2020/05/04/covid19-face-mask-detector-with-opencv-keras-tensorflow-and-deep-learning/>.
- [10] Sandler, M., Howard, A., Zhu, M., Zhmoginov, A., & Chen, L. C. (2018). Mobilenetv2: Inverted residuals and linear bottlenecks. In Proceedings of the IEEE conference on computer vision and pattern recognition (pp. 4510-4520).
- [11] Liu, J., & Wang, X. (2020). Early recognition of tomato gray leaf spot disease based on MobileNetv2-YOLOv3 model. Plant Methods, 16, 1-16.
- [12] Raghavan, A. K., Umaashankar, V., & Gudur, G. K. (2019). Label Frequency Transformation for Multi-Label Multi-Class Text Classification. In KONVENS.
- [13] Ho, Y., & Wookey, S. (2019). The real-world-weight cross-entropy loss function: Modeling the costs of mislabeling. IEEE Access, 8, 4806-4813.
- [14] Agarap, A. F. (2018). Deep learning using rectified linear units (relu). arXiv preprint arXiv:1803.08375.
- [15] Yarotsky, D. (2017). Error bounds for approximations with deep ReLU networks. Neural Networks, 94, 103-114.
- [16] Lin, R. 2020. Face Detection and Segmentation Based on Improved Mask R-CNN. Discrete Dynamics in Nature and Society, 2020, p.9242917.